

# Monodin-N

New design.  
Maximum comfort.

**Single-lever** Faucets



**Roca**



Monodin-N basin mixer

# Monodin-N

New design.  
Maximum comfort.

**Single-lever** Faucets





# Monodin-N

New design. Maximum comfort.

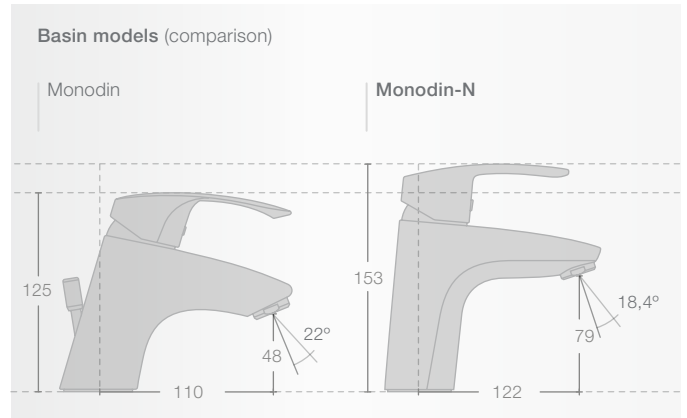
## More sophisticated

With the aim of adapting to trendier bathroom spaces, a redesign of the **Monodin** faucet collection has been carried out, obtaining as a result a more sophisticated piece, with a taller body and a slimmer handle to ensure the maximum comfort.

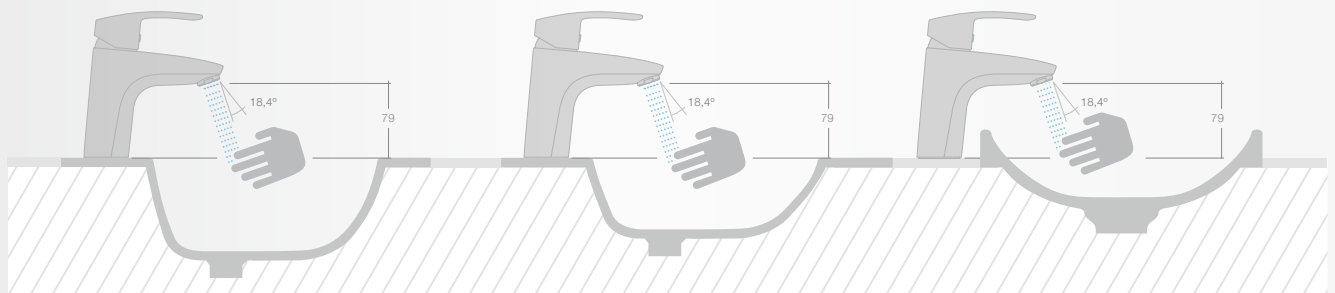


## More ergonomic, more comfortable

The **Monodin-N** basin faucets feature a handle that rises towards the user facilitating its use in a comfortable and natural way. Moreover, thanks to its larger body, it is perfectly compatible with a wide range of Roca basins, regardless of their depth.



Compatibility with basins (different depths)



## More elegant

The design of **Monodin-N** has been planned to provide a touch of elegance to the bathroom space. For this reason, the decor plates of the different built-in bath-shower and shower versions, with a diameter of 160 mm, offer a sober and minimalist design.



## More sustainable

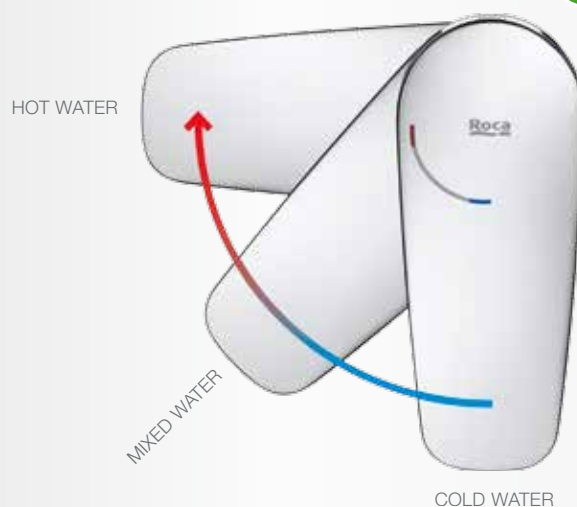
The **Monodin-N** basin models feature the **Cold Start** technology, so that the front opening of the faucets is exclusively reserved to cold water. Should you need to obtain hot water gradually, then you would need to turn the handle to the left. In this way, daily rituals such as hand washing may be carried out without turning on the boiler unnecessarily, and therefore without wasting energy.

**Monodin-N** also features flow limiters to **5l/min** that guarantee greater water savings, regardless of the pressure.

A sustainable benefit certified by the European Water Label, which aims to improve water consumption and the performance of bathroom products.



Cold Start (basin models)



Type of measurement

Performance levels



Water flow in l/min

## Ceramic cartridge, the heart of our faucets

The **ceramic cartridge** ① is the mechanical heart of the faucet, allowing the user to open, close and mix the flow and water temperature as desired.

Manufactured by Roca with the guarantee of the latest technology and the use of high quality and long lasting materials, the ceramic cartridge offers an unbeatable level of precision, comfort and softness in use, as well as a long life cycle.

The **metallic flexible** ② hoses that lead the water to the cartridge are also installed in the factory with a sliding nut mechanism that prevents the flexible hoses from twisting during installation and avoids the cutting off or leaking of the water supply.







1 Monodin-N wall-mounted shower mixer / 2 Stella 100/3 shower kit / 3 Victoria DF shower screen







2

3

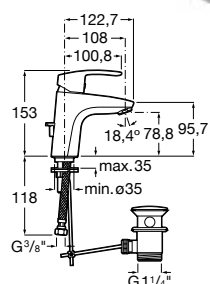
# Monodin-N

New design. Maximum comfort.

## Basin mixer

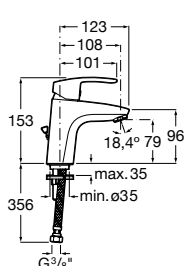
Single-lever basin mixer with aerator, pop-up waste and flexible supply hoses. Cold Start. Chrome.

Ref. A5A3098C00



Single-lever basin mixer with aerator, retractable chain and flexible supply hoses. Cold Start. Chrome.

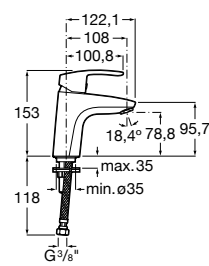
Ref. A5A3198C00



## Basin mixer, smooth body\*

Basin mixer (smooth body) with aerator and flexible supply hoses. Cold Start. Chrome.

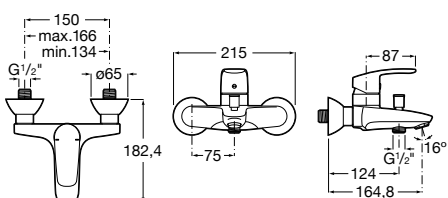
Ref. A5A3298C00



## Wall-mounted bath-shower mixer

Wall-mounted bath-shower mixer. Chrome.

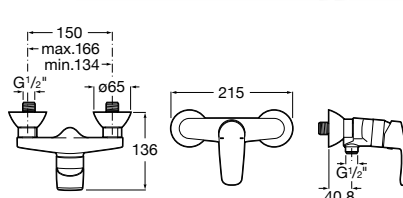
Ref. A5A0298C00



## Wall-mounted shower mixer

Wall-mounted shower mixer. Chrome.

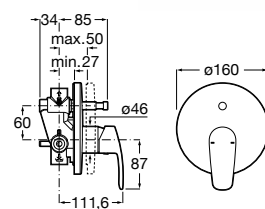
Ref. A5A2198C00



## Built-in bath-shower mixer

Built-in bath-shower mixer. Chrome.

Ref. A5A0698C00



\*Recommended installation with click-click waste



Evershine



Cold Start



Flow limiter

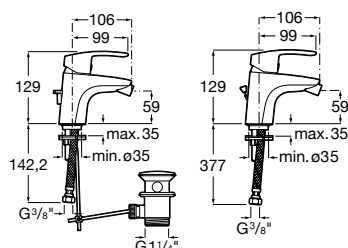
## Ideas to complete your bathroom space.

### Bidet mixer

Bidet mixer with ball-valve jet regulator, pop-up waste and flexible supply hoses. Chrome.

Ref. A5A6098C00 Pop-up waste

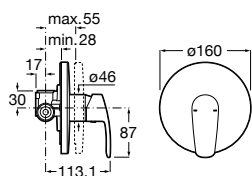
Ref. A5A6198C00 Retractable chain



### Built-in shower mixer

Built-in shower mixer. Chrome.

Ref. A5A2298C00



### Stella 100/3

Hand-shower with 3 functions: Rain, Tonic, Pulse. Chrome.

Ref. A5B1B03C00



### Stella 100/1

Hand-shower with one function: Rain. Chrome.

Ref. 5B9B03C00



### Shower Set Stella 100/3

Stella 100/3 hand-shower with 3 functions, swivel bracket and PVC flexible hose (1.70 m). Chrome.

Ref. A5B1C03C00



### Shower Set Stella 100/1

Stella 100/1 hand-shower with 1 function, swivel bracket and PVC flexible hose (1.70 m). Chrome.

Ref. A5B9C03C00



### Shower Kit Stella 100/3

Stella 100/3 hand-shower with 3 functions, slide bar with swivel bracket and PVC flexible hose (1.70 m). Chrome.

Ref. 5B1D03C00 700 mm



### Shower Kit Stella 100/1

Stella 100/1 hand-shower with 1 function, slide bar with swivel bracket and PVC flexible hose (1.70 m). Chrome.

Ref. A5B9D03C00 700 mm



### Click-clack waste

Universal waste. Chromed plug ø 65 mm

Ref. A505401000



### Click-clack waste

Universal waste. Chromed plug ø 40 mm

Ref. A505400900



As part of its product development policy, Roca reserves the right to modify at any time and without prior notice, any of the models and elements described in this document; Roca therefore does not guarantee the availability of those products nor does it ensure that the specifications, colours, shapes and other reproduced features are identical to the real ones. The displayed settings are merely decorative, and no technical requirements have been taken into consideration while composing them. Total or partial reproduction of the content of this publication without Roca's express authorisation is prohibited.

Find all the products,  
images, videos, ideas,  
manuals, points of sale...  
at **www.roca.com**

